



### District Report Card: 2017


<b>State:</b> Punjab	<b>District:</b> Nawanshahr
<b>Class:</b> 5	<b>Subject:</b> Language
<b>Schools:</b> 61	<b>Students:</b> 904


### Participation/Coverage


#### Students

<div>GENDER</div> <div></div>	Boys		Girls	
	Number	%	Number	%
	463	51.22	441	48.78

<div>AREA</div> <div></div>	Rural		Urban	
	Number	%	Number	%
	743	82.19	161	17.81

<div>CATEGORY</div> <div></div>	SC		ST		OBC		GEN	
	Number	%	Number	%	Number	%	Number	%
	548	60.62	1	0.11	148	16.37	207	22.90

<div>CWSN</div> <div></div>	LD	VI	HI	S&LD	ID	Oth
	4	5	1	7	1	8

<div>Management</div> <div></div>	Government		Government-aided	
	Number	%	Number	%
	836	92.48	68	7.52

### Average Performance of Students in Language (%)

Overall	Gender		Area		Management		Social Group			
	Male	Female	Rural	Urban	Govt.	Aided	SC	ST	OBC	GEN
53.97	54.64	53.27	52.97	58.63	53.72	57.06	53.20	53.33	52.79	56.88

## Performance on Learning Outcomes (LOs)

Learning Outcomes	Description	Average Performance(%)
L504	Reads and comprehends independently storybooks, news items/ headlines, advertisements etc.	44.00
L508	Reads text with comprehension, locates details and sequence of events	58.96

Range of Performance of Students who Answered Correctly							
Below 30%		30% - 50%		50% - 75%		Above 75%	
Number	%	Number	%	Number	%	Number	%
165	18.25	174	19.25	393	43.47	172	19.03

## Lowest Performing Learning Outcomes (LOs)

- 1 - Reads and comprehends independently storybooks, news items/ headlines, advertisements etc. (44.00)
- 2 - Reads text with comprehension, locates details and sequence of events (58.96)